



GOVERNMENT COLLEGE OF ENGINEERING CHHATRAPATI SAMBHAJINAGAR

(An Autonomous Institute of Govt. of Maharashtra)
Railway Station Road, Osmanpura, Chhatrapati Sambhajinagar.

"In Pursuit of Technical Excellence"

☎ - office: (0240)2366101,2366102, 366111

e-mail – office.geccaurangabad@dtcmaharashtra.gov.in web : www.geca.ac.in



No. GECSS/Robocon /2023-24/289

Date **25 JAN 2024**

To,
Notice Board/Website

Subject :- Quotations for Robocon Arena 2024

Dear Sir, you are requested to send your competitive quotations for the supply of the following items subject to the following conditions.

Terms & Conditions -

1. Rates quoted should be FORCHHATRAPATI SAMBHAJINAGAR or free delivery at the Institute inclusive of all lead and Lift.
2. Detailed specifications of the articles you intend to supply should be given. If not according to the specification, laid down here under.
3. Manufacture the arena within 15 days. After the initial 15 days, additional charges will apply on a per-day basis.
4. The earliest delivery period should be quoted if you cannot supply within the period mentioned above. Quotation should be in sealed cover and superscripted as "Quotations for Robocon Arena 2024" Due on :02-02-2024, at 5 P.M.
5. Quotation should be valid for 31/03/2024
6. Right to reject any or all quotations are reserved with the under signed.
7. Rates quoted must be inclusive of All applicable Taxes including all labor cost.
8. The manufacturing facility for Arena is situated on badminton court no.1 of Geccs.
9. No advance shall be paid and No part payment shall be made.
10. Demonstration & Training Must be given to Staff.
11. Detail Specification including make of material should be mentioned in Quotation. If the quoted Item/Peripheral is available with you in different brands/makes, the taxes should be mentioned separately brand wise/specification wise. If the Make/Brand/Manufacturer name is not mentioned in the quotation will be rejected without giving any information to the supplier.
12. Manufacturer/Authorization/Distributorship Certificate from manufacturer is compulsory.
13. Quotation not complying with the above conditions and incomplete once will not be considered.
14. Supplier has to undertake repair replacement if any.

Sr. No.	Description	Quantity (in square meter)
1	As per list attached Sr. No. 01 to Sr. No. 7 Providing and fixing Arena base made up in 12mm commercial plywood platform and having 75x25mm MS frame structure outer side and 45x25mm internal structure with redoxide paint and top plywood surface finish in putty and apex paint. Including all labor cost or charges.	As per list

Faculty Advisor
Robocon 2024

HOD
Electronics & Tel. Comm. Engg
Govt. College of Engineering
Chhatrapati Sambhajinagar

Making of ROBOCON Arena For 2024 Competition as per given drawing and dimensions:

Our total area is to manufacture 12*5.874 meters, below are the individual sub-areas of total area.

Sr. No.	Description of sub-area	Dimensions (L*B*H) all in meter.	Area(in square meter)	Qty.
1.	37mm height Platform 1	5.875*4	23.5	1
2.	137mm height Platform 2	5.875*8	47	1
3.	100 mm height platform 3	2.625*4	10.5	1
4.	Providing and fixing plywood ramp-1 (inclined angle of ramp is 6 degree)	4*1.05*0.1	4.2	1
5.	Providing and fixing plywood ramp-2 (inclined angle of ramp is 6 degree)	1*1.05*0.1	1.05	2
6.	Plywood stand/rack-1. (it has 12 holes with 90mm diameter)	3.25*0.25*0.06	0.81	1
7.	Plywood stand/rack-2	4*0.25*0.3	1	1

- The dimensions may slightly vary.

Material Required for Arena manufacturing:

Sr. No.	Material required	Specifications of material	Remarks
1.	Plywood's (for top surface of arena) As per the enclosed drawing.	1.One sheet of (8x4) foot. 2.Moisture resistance plywood. 3.12m thickness 4.ISI 303 commercial plywood.	All top surfaces are in a single plane, with no swelling. As per the enclosed drawing.
2.	Rectangular MS box section (for support of plywood)	1.75x25mmMS box section. 2.Length 20 foot. 3.18 gauge. 4. IS 2062 grade MS	We require precise welding on the MS box section, ensuring a uniform alignment on a single plane. The Rectangular MS box section should be in proper condition without any bends. As per the enclosed drawing with anticipating painting.
3.	Rectangular MS box section (for middle support of plywood)	1.45x25mmMS box section. 2.Length 20 foot. 3.18 gauge. 4. IS 2062 grade MS	Welding should be done properly to ensure the safety of team members during the trial of bots. If a weld breaks, the manufacturer will re-weld it properly.
4.	Hardware and all fittings	Nut, bolts, etc.	Use durable and high-quality hardware for long-lasting performance during practice.
5.	Paint and putty	Apex paint	Top plywood surface finish in putty and apex paint.

(2/1)

For the manufacturing process, the arena specifications are as follows:

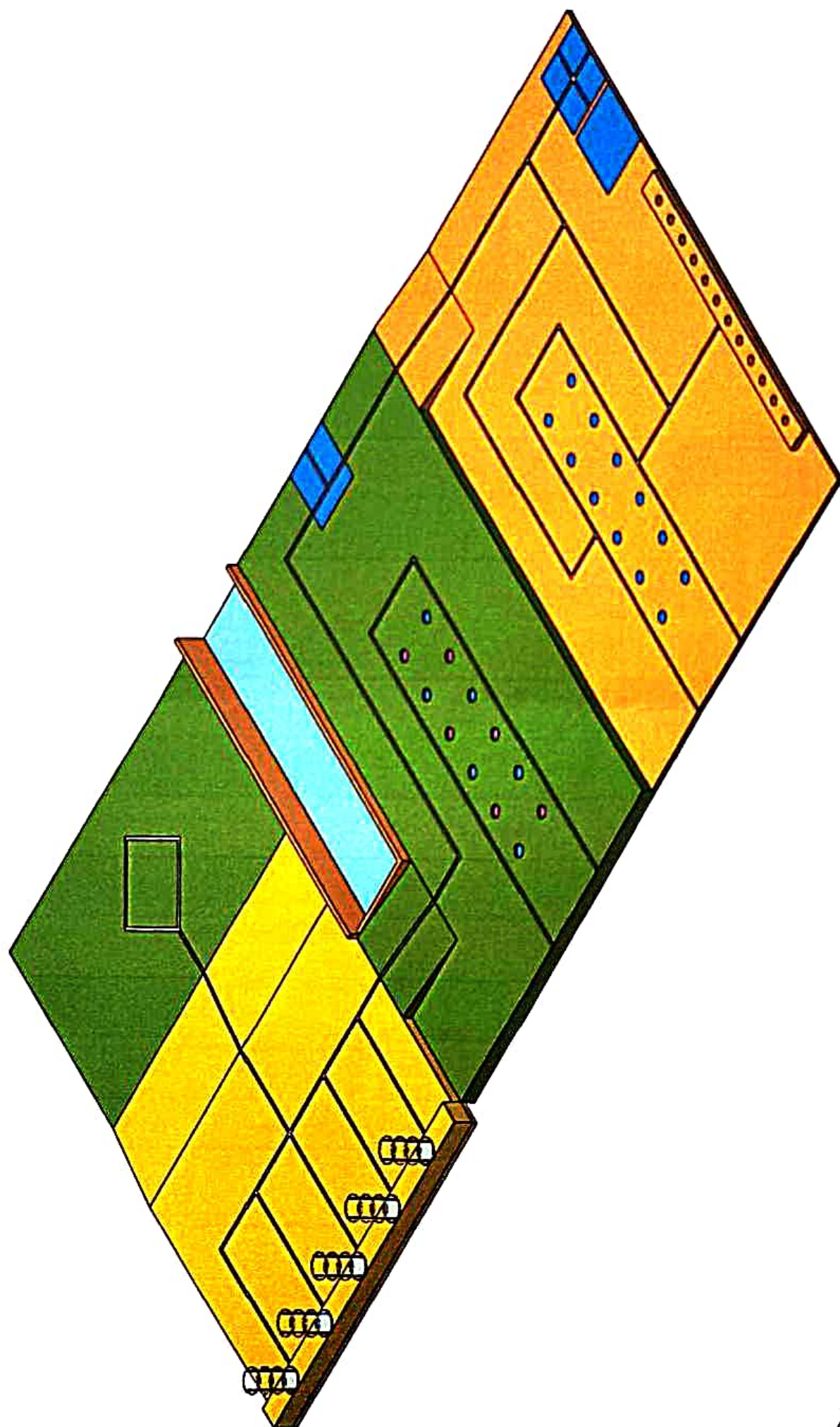
1. Construct a grid structure using MS rectangular box section, as per the mentioned dimensions of each area.
2. Use a grid of 75x25mm MS rectangular box section for the border and 45x25mm MS rectangular box section for the middle support of 8x4-foot plywood.
3. In Platform 1, create a grid with a total height of 37mm (including 12mm plywood attached on grid structure).
4. In Platform 2, replicate the grid with a height of 137mm, attached plywood on it.
5. Create the Platform 3 as same process with a height of 100mm, attached plywood on it.
6. Finish the plywood surfaces in all areas using putty and apply Apex paint with a double coat.

Note :

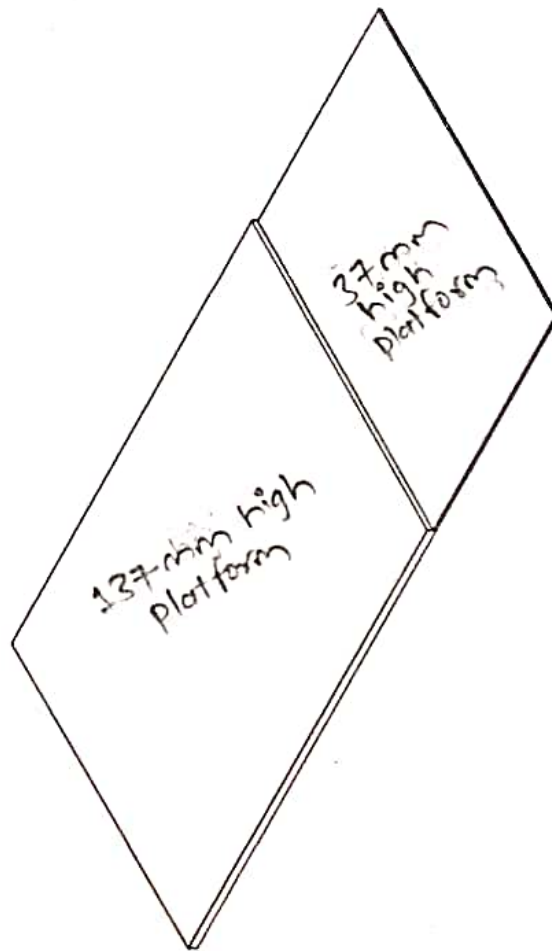
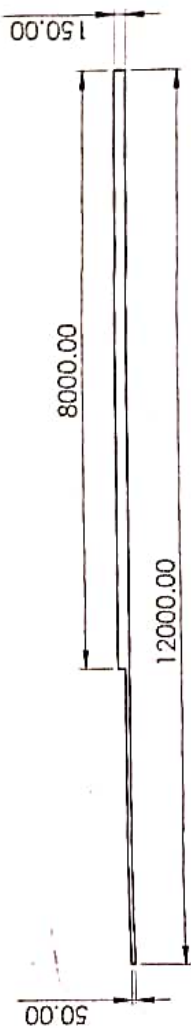
- 1) All Top surface of Arena must be in one Horizontal Plane.
- 2) The Supplier has to given one year guarantee of the arena, Material and its working.
- 3) The dimensions may slightly vary.


Facility Adviser
Robocon 2024

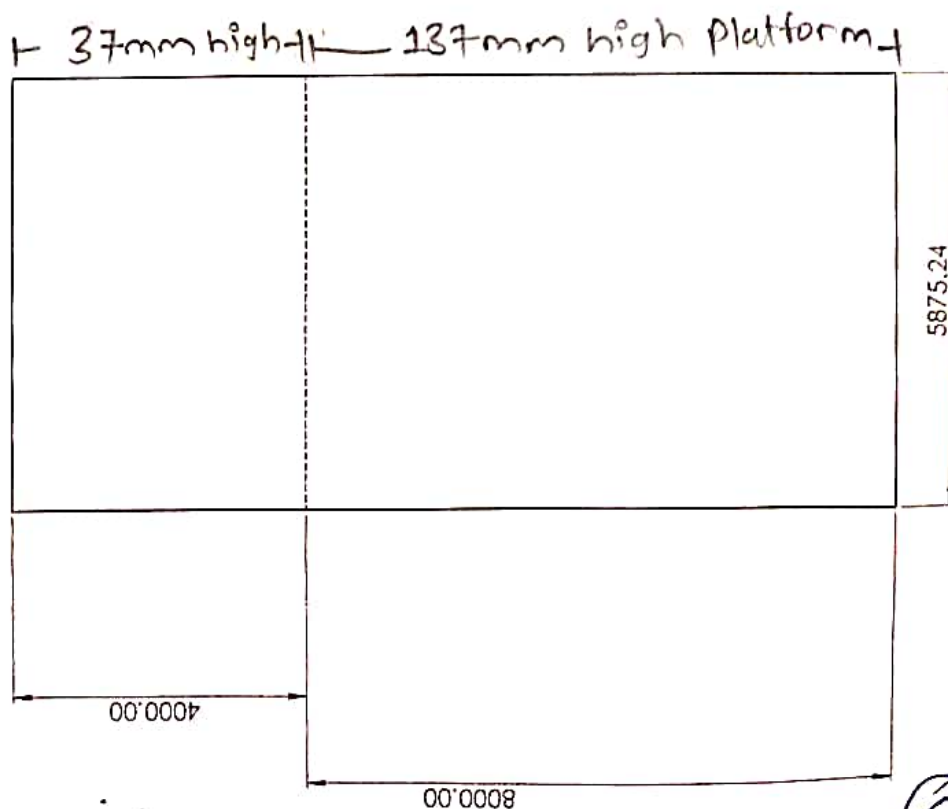
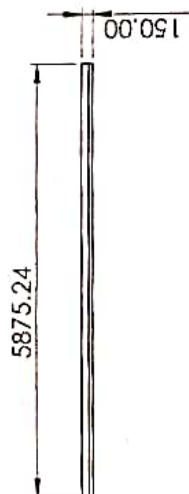

HOD
Electronics & Tel. Comm. Engg
Govt. College of Engineering
Chhatrapati Sambhajanagar


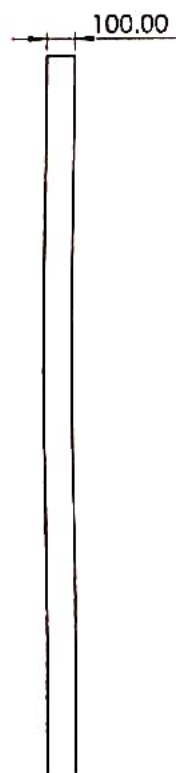


3D View



50mm Considering Height From Ground
(All Dimensions in mm)





7/11

100MM HEIGHT PLATFORM UNDER AREA 3 (YELLOW) ATTACHED WITH SLOP-1


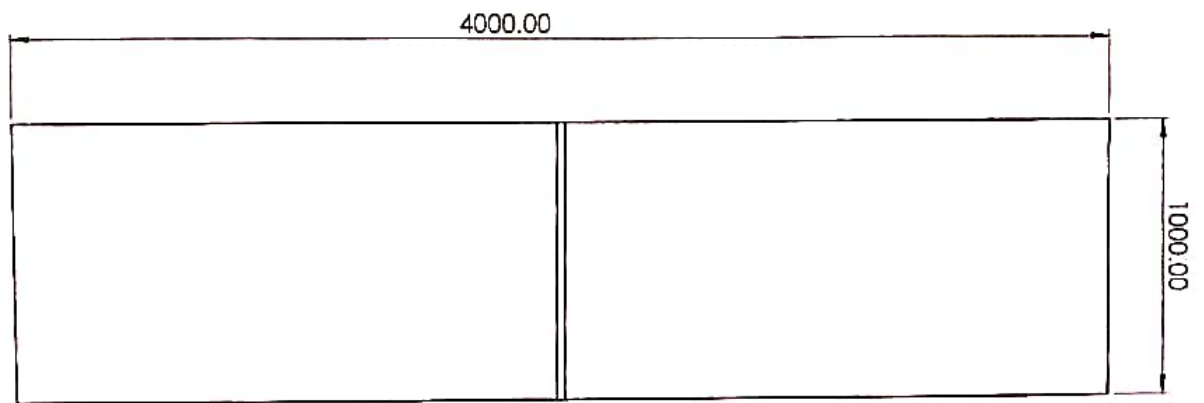
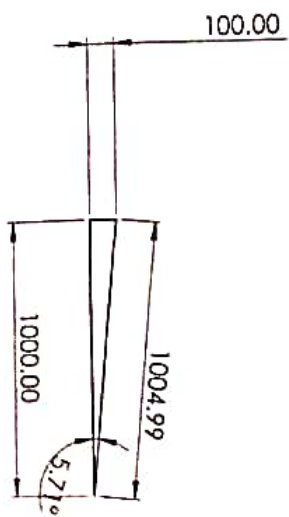


Fig → Slope/Ramp - 1

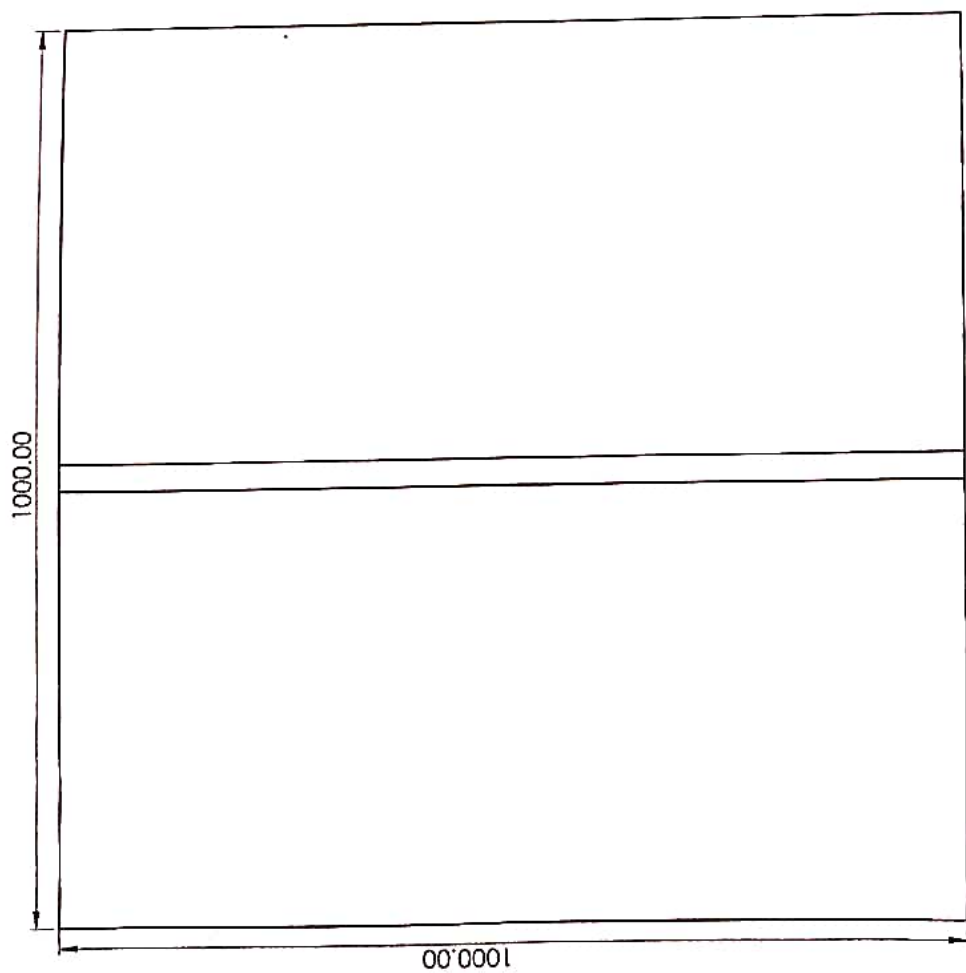

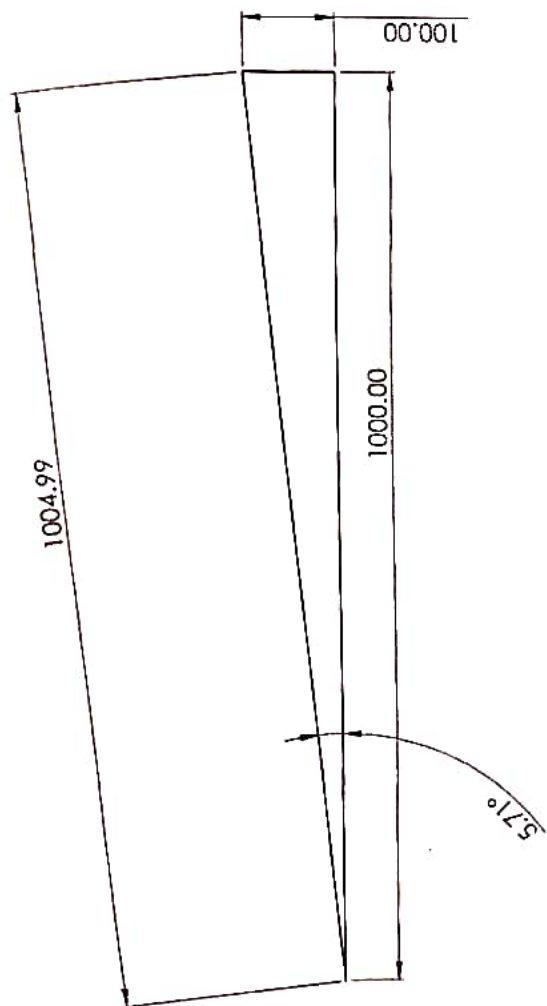
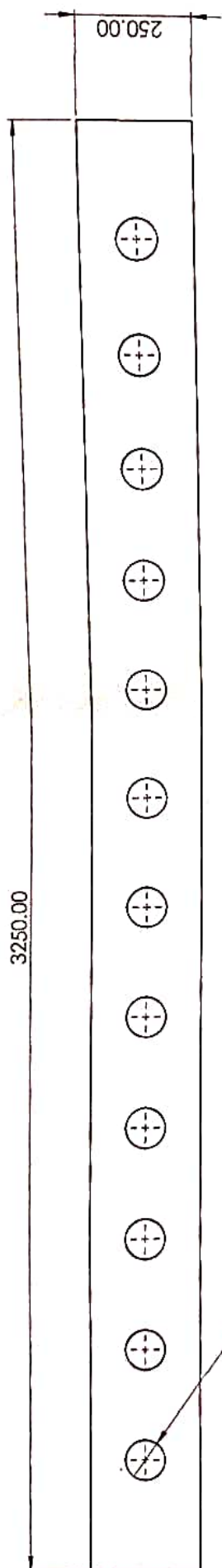


Fig → Slope/Ramp - 2

9/11




$\phi 90.00$



Fig → Stand/Rack - 1

10/11



Stand/ Rack -2 Under Area 3 (Silo Base)

